

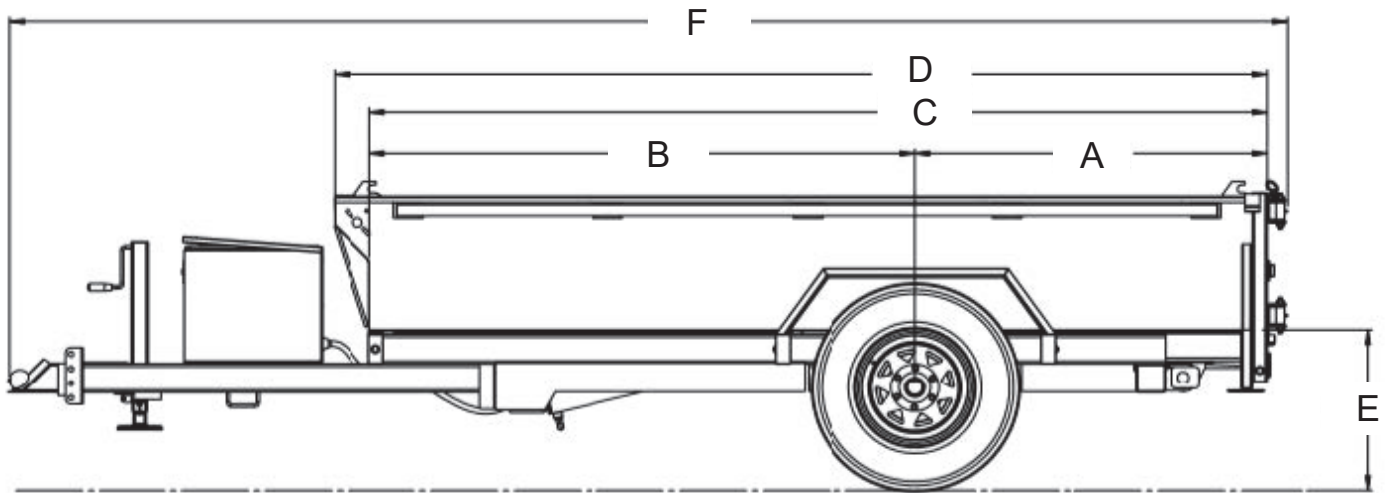


Standard Features

- Spare Tire Included
- Slide in Ramps
- Stake Pockets
- Scissor hoist – Power Up / Power Down
- Adjustable Coupler
- Roll Up Tarp
- Rear Drop Down Stabilizer Jacks
- Aluminum Pump Box
- 110V Battery Charger
- PPG DTM 2 Part Epoxy Paint

Specifications

Axle:	(1) 5,200 lb Lippert Spring	Floor & Wall	12ga Floor / 14ga Wall
Hoist:	Champion CS412T 5 Ton	Frame:	4 X 2 X 0.188 HSS
Jack:	7,000 lb Top-Wind Bolted	Lights:	LED
Ramp:	2,500 lb Midspan	Electric Plug:	7 Wire RV
Wheels:	225/75R15 D Steel	Safety Chains:	16,200 lb
Tailgate:	Steel Barn Door	Paint Specs	PPG 2-Part Epoxy DTM
Coupler:	21,000 Lb Demco Adjustable		



Dimensions

Model	A	B	C	D	E	F
SL510-5K	47 1/2"	74"	121 1/2"	126 1/4"	21 3/4"	173"

Model	Description	Net Weight	GVWR	Payload Cap.
SL510-5K	5' x 10' 5,000 lb. Single Axle Black/Charcoal	2,101 lb	5,720 lb	3,619 lb



Specs are subject to change without notice. Please contact Southland Trailer Corp Product Specialist for price confirmation on all Products. - Revised January 2024

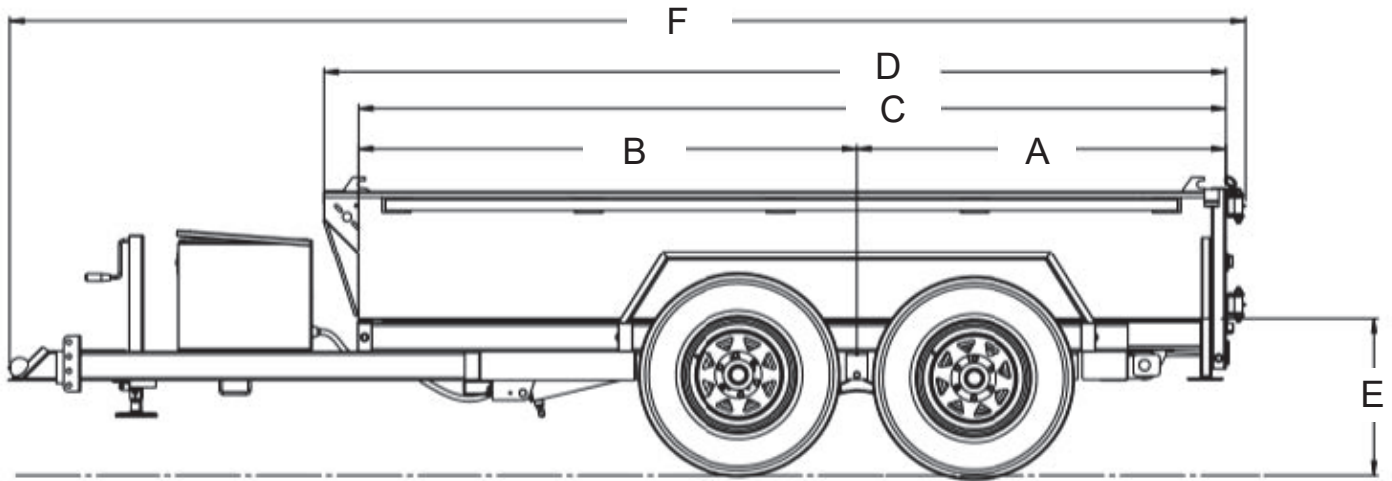


Standard Features

- Spare Tire Included
- Slide in Ramps
- Stake Pockets
- Scissor hoist – Power Up / Power Down
- Adjustable Coupler
- Roll Up Tarp
- Rear Drop Down Stabilizer Jacks
- Aluminum Pump Box
- 110V Battery Charger
- PPG DTM 2 Part Epoxy Paint

Specifications

Axle:	(2) 3,500 lb Lippert Spring	Floor & Wall	12ga Floor / 14ga Wall
Hoist:	Champion CS412T 5 Ton	Frame:	4 X 2 X 0.188 HSS
Jack:	7,000 lb Top-Wind Bolted	Lights:	LED
Ramp:	2,500 Lb Midspan	Electric Plug:	7 Wire RV
Wheels:	205/75R15 C Steel	Safety Chains:	16,200 lb
Tailgate:	Steel Barn Door	Paint Specs	PPG 2-Part Epoxy DTM
Coupler:	21,000 lb Demco Adjustable		



Dimensions

Model	A	B	C	D	E	F
SL510-7K	51 1/2"	70"	121 1/2"	126 1/4"	21 3/4"	173'

Model	Description	Net Weight	GVWR	Payload Cap.
SL510-7K	5' x 10' 7,000 lb. Tandem Axle Black/Charcoal	2,288 lb	7,700 lb	5,412 lb



Specs are subject to change without notice. Please contact Southland Trailer Corp Product Specialist for price confirmation on all Products. - Revised January 2024

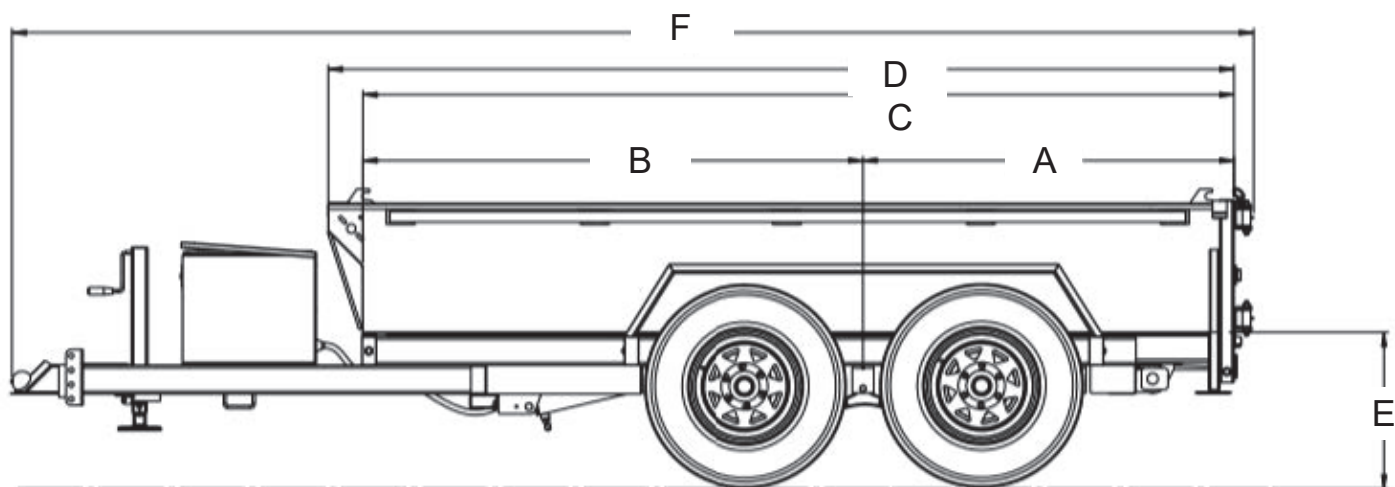


Standard Features

- Spare Tire Included
- Slide in Ramps
- Stake Pockets
- Scissor hoist – Power Up / Power Down
- Adjustable Coupler
- Roll Up Tarp
- Rear Drop Down Stabilizer Jacks
- Aluminum Pump Box
- 110V Battery Charger
- PPG DTM 2 Part Epoxy Paint

Specifications

Axle:	(2) 5,200 lb Lippert Spring	Floor & Wall	12ga Floor / 14ga Wall
Hoist:	Champion CS412T 5 Ton	Frame:	4 X 2 X 0.188 HSS
Jack:	7,000 lb Top-Wind Bolted	Lights:	LED
Ramp:	2,500 lb Midspan	Electric Plug:	7 Wire RV
Wheels:	225/75R15 D Steel	Safety Chains:	16,200 lb
Tailgate:	Steel Barn Door	Paint Specs	PPG 2-Part Epoxy DTM
Coupler:	21,000 lb Demco Adjustable		



Dimensions

Model	A	B	C	D	E	F
SL510-10K	51 1/2"	70"	121 1/2"	126 1/4"	21 3/4"	173"

Model	Description	Net Weight	GVWR	Payload Cap.
SL510-10K	5' x 10' 10,000 lb. Tandem Axle Black/Charcoal	2,669 lb	11,400 lb	8,775 lb



Specs are subject to change without notice. Please contact Southland Trailer Corp Product Specialist for price confirmation on all Products. - Revised January 2024